



BE AWARE. PREPARE.

HUGHES

RADAR SYSTEMS GROUP
SPACE AND COMMUNICATIONS GROUP

To: All El Segundo North Employees

Scientists predict that a catastrophic earthquake will hit California between now and the turn of the century. Authorities warn that when this major quake strikes, Californians may be without food, water, medical care, or fire and police assistance for the first 72 hours or longer.

Management at both Radar Systems Group and Space and Communications Group is committed to an ongoing employee earthquake awareness campaign to ensure that all of our employees and their families are "earthquake ready."

Remember, an earthquake can strike at any time and you and the members of your family may be miles apart when it hits. Now is the time to prepare your family by making sure that everyone knows exactly what to do and that all supplies are ready.

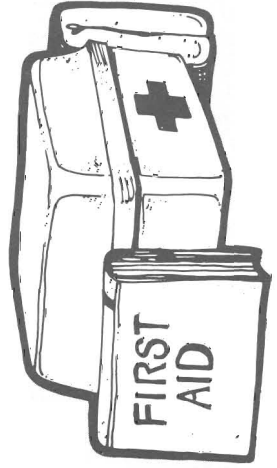
Use this "72 Hours Earthquake Checklist and Planner" as a guide in planning for your family's protection. This type of advance preparation can increase their chances of survival and reduce the danger of panic when the earthquake hits.

We urge all of you to take the time today to be aware and prepare.

J. Richard Giacoletto
Senior Vice President and
Radar Systems Group President

Steven D. Dorfman
Vice President and
Assistant Group Executive
Space and Communications Group

Emergency Supply Kit



Top of the Barrel

- Flashlight
- Radio
- First aid kit
- Drugs**
- Antibiotic ointment
- Eye wash
- Aspirin
- Kaopectate
- Medication recomm.
- Bandages, plastic strips
- Cotton-tipped swabs
- Sterile absorbent cotton
- Ace bandage
- Butterfly bandages
- Gauze pads (4 in. x 4 in.)

Miscellaneous

- mended by your doctor
- Examples
 - a. Insulin
 - b. Heart tablets
- Dressings**
 - Adhesive tape, 2 in. W roll
 - Sterile bandage, 2 in. W roll and 4 in. W roll
 - Bandage, large triangle

- Scissors
- Tweezers
- Thermometer
- Petroleum jelly
- Rubbing alcohol
- Tissues
- Pocket knife
- Water purification tablets
- Eye dropper
- First Aid Handbook*

Middle of the Barrel

Food

Three day supply of food requiring no refrigeration. Date all food items. Write out a menu for each day.

- Examples
- Canned tuna or pork and beans (1/2 lb/person)
 - Nonfat dry milk (1/2 lb/person)
 - Graham crackers (1/2 lb/person)
 - Dried apricots (1/2 lb/person)
 - Canned orange or tomato juice
 - Peanut butter (1/2 lb/person)
 - Water (1 gal/person)

Bottom of the Barrel

Bedding

- Sleeping bag/blankets
- Plastic sheet/tarp

Clothing

- One change/person

Personal Supplies

- Toiletries
- Towel
- Good book
- Paper/pencil

Fuel and Light

- Matches
- Candle
- Signal flare
- Sterno canned heat

Equipment

- Can opener
- Dishpan
- Dishes (disposable)
- Utensils (disposable)
- Ax
- Shovel
- Bucket (plastic bag liners)

Infant Needs

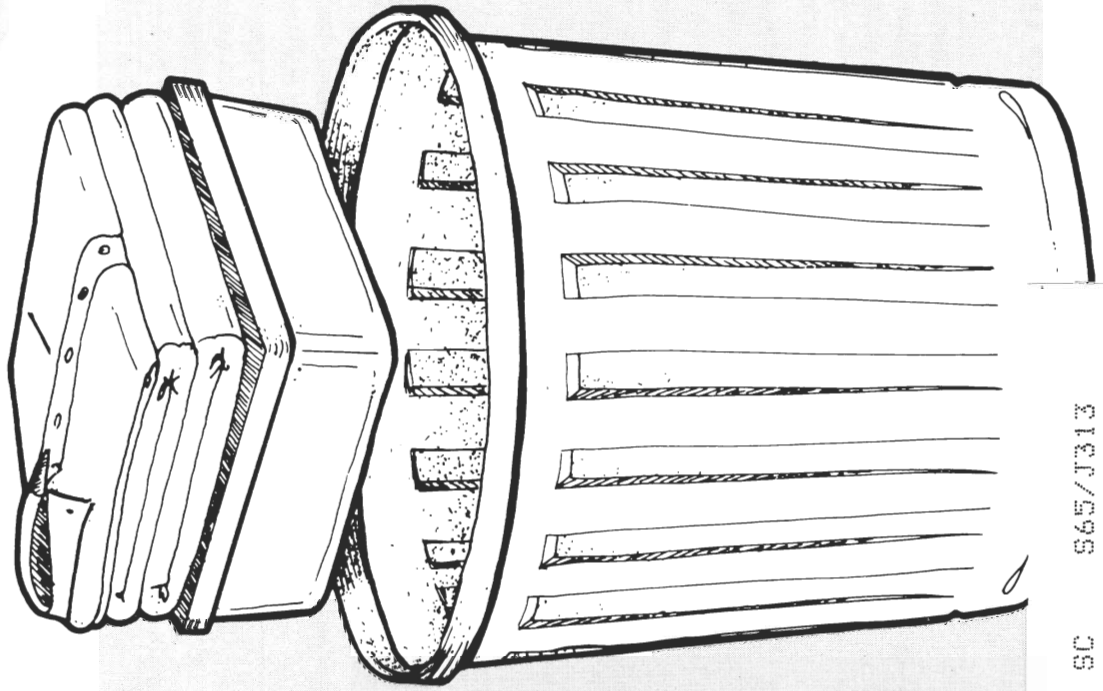
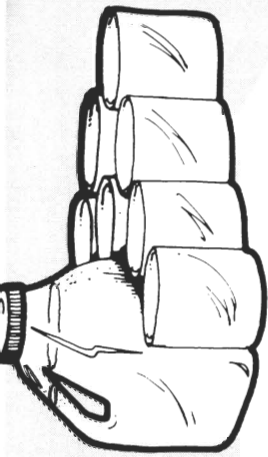
- If applicable

Personal Documents

- See Family Emergency Plan checklist

Money

- Cash



SC S65/J313
JP HEALY
QARSSCXJ 04/08/88

*The American Red Cross, Garden City, N.Y., (Doubleday and Co., Inc.)

Earthquake Survival Information

- The Survival Guide found in the beginning of your phone book
- Your local city government
- American Red Cross, LA Chapter
Contract Education Services
2700 Wilshire Blvd.
Los Angeles, CA 90057 (213) 739-5211
- Southern California Earthquake Preparedness Project (SCEPP) Public Information Office
600 S. Commonwealth Ave. Suite 1100
Los Angeles, CA 90005 (213) 739-6629

During an earthquake...

Remain calm.

If you are inside a building, stay there. Do not run outside.

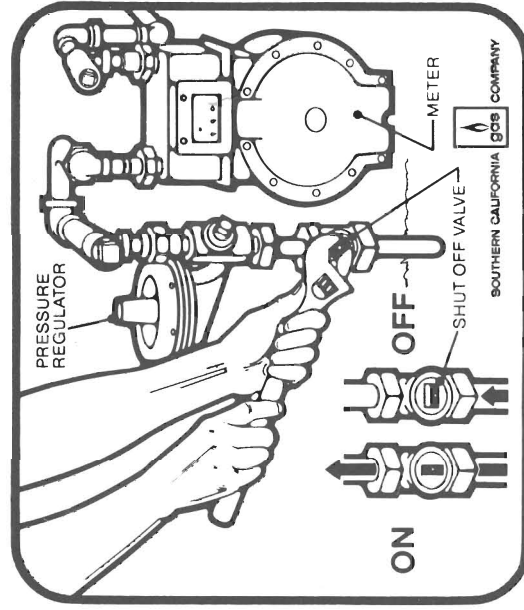
- Stand braced within an interior doorway or crouch in an interior corner.
- Dive under a table or desk; if it moves, move with it.
- Stay away from windows and exterior walls.
- Protect your face and head as much as possible.

If you are outside, stay there.

- Move away from buildings, walls, power lines, and lampposts.
- Stay in a clear, open area as much as possible. Protect your head and face.

If you are in a moving car...

- Stop as quickly as safety permits in the best available place. Do not stop under a freeway bridge or under power lines.
- Remain in the car; it will provide a relatively safe refuge. When you do leave the car be careful to avoid fallen power lines.



After an earthquake...

- Do not light matches or lighters. Do not use electrical devices other than flashlights or battery powered items since gas may be present.
- Check for injured or trapped people and provide assistance as required.
- Do not use the telephone except in extreme situations in which you urgently need help.
- Check for fires or fire hazards that may pose an immediate threat.
- Turn off your gas service at the meter **if there are gas leaks**. Turn off any appliances that could pose a fire hazard. Turn off the electrical service at the meter if this poses a threat. A wrench should be available for this purpose.
- Draw a moderate amount of water into containers or the bathtub if the service is still operational. This water is for fire fighting or sanitary use; however, if purified, it can be consumed if more suitable water is not available.
- Be prepared for aftershocks. Inspect your home for damage and secure it as much as possible.
- Do not drive unless it is essential, e.g., for medical care, etc.

1. Secure the house—Each member of the family should know how to turn off all utilities; but, designate one person specifically.

Gas _____ Location _____
Water _____ Location _____
Power _____ Location _____

6. Copies of documents—Copies should be kept in a metal container and originals should be kept in a safe deposit box.

Location _____
Mortgage papers _____
Insurance papers _____

7. Fill in each line with the name of a neighbor who could help in the areas listed. Work out a mutual assistance plan with your neighbors.

Electrician _____
Plumber _____
Carpenter _____

8. Telephone contact _____

This should be an out of area person whom all family members can contact in order to leave messages. You may be able to call out of the area while others cannot call in.

2. Pets _____

3. Three day survival packs

Location _____

4. Transistor radio _____

Spare batteries _____

5. Flashlights

Spare batteries _____

Wills _____

Birth certificates _____

Credit cards _____

Additional _____

Child care _____

Mechanic _____

Appliance _____

Portable CB _____

First aid _____

CPR _____

Other _____

Neighbors _____

Other Needed Items:

Fire extinguisher _____

First aid kit _____

Gloves, goggles _____

Shovel, broom _____

Hand tools, wrenches _____

Extra blankets _____

Special medications _____

Drinking water, bleach for purification and sanitary uses _____